



FREE Digital Business Card

Only 1 out of 10 people will keep your business card.

There are 2 Ways to share your digital business card or Contact Info

Option 1 – Easy QR Code Home Screen on your Phone

AliveCard starts a text message 100% of the time so you can start building relationships, fast.

Create your own digital business card. Simple to do and they also give you instructions on how to add into your phone either iPhone or Android

Use their wallpaper or upload your own.

To get started go to <https://Build.AliveCard.com> Follow the simple instructions

Add your public contact details so your prospects/contacts can reach you

- Add your profile info
- Your Picture
- Your Contact info
- Your Bio
- Your Social Media link

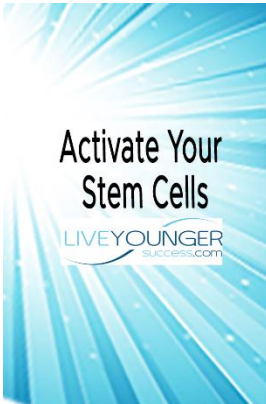
Home Screen Examples



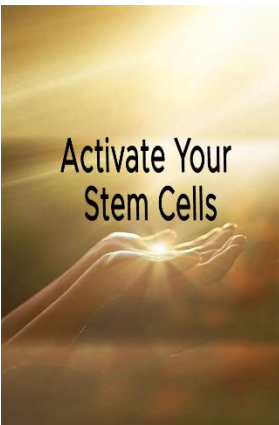
Optional Images to use: To Download - click on the url below:

To save on a Mac – Control-click the image. Choose Save Image to “Downloads,” Save Image As

To Save on a PC – Right click with your mouse and click Save Image As.



<https://liveyoungersuccess.com/wp-content/uploads/2022/07/Blue-Rays-LYS-lower.png>



<https://liveyoungersuccess.com/wp-content/uploads/2022/07/Sun-Hands-v3.png>

Option 2 – Create a contact in your phone with YOUR information

When you meet someone you want to exchange info with, all you need to do is open your phone click on contacts, find your name (record you created) and click share.

Your Contact Information:

First & Last Name

Company – Can add in Met at LifeWave Convention 2022

Phone

Email

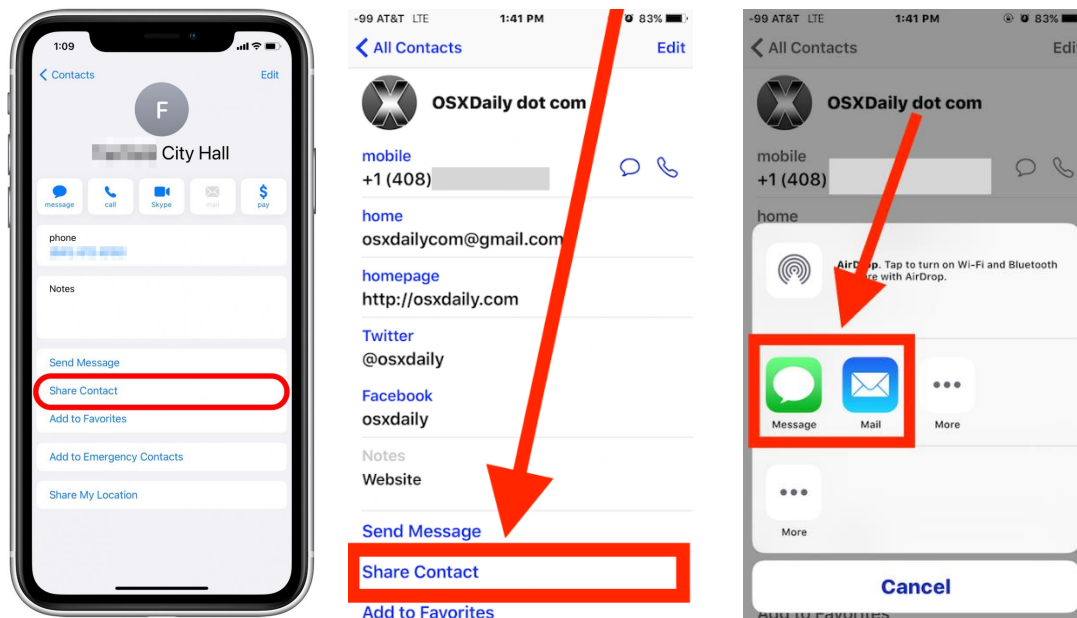
Website

Website

Social Profile

Instructions on sharing your contact from your iPhone

1. First, go to Contacts.
2. Tap the contact whose information you wish to share.
3. Tap Share Contact.
4. Choose a sharing method, such as email or text message.
5. Choose a recipient and tap Send.



Instructions on sharing your contact from your Android Phone

1. On your Android phone or tablet, open the Contacts app
2. In the list, tap a Contact
3. Open the Contact Info
4. At the bottom click Share and Select vCard
5. Select Messages and enter in the other persons phone number and share your vCard

